



Salt Lake City Parks Division

# Jordan Park Engagement Report

January 2020



**Public Lands**

Parks | Trails & Natural Lands | Urban Forestry

# Table of Contents

<b>Engagement Overview.....</b>	<b>1</b>
<b>Project Map and Photos.....</b>	<b>2</b>
<b>Engagement Approach.....</b>	<b>3</b>
<b>Overview of Outreach.....</b>	<b>3</b>
Online Survey.....	3
Canvasing.....	3
Printed Materials.....	4
Webpage.....	5
Social Media.....	6
<b>Community Council Communication.....</b>	<b>6</b>
<b>Survey Response Summary.....</b>	<b>7</b>
<b>Conclusion and Next Steps .....</b>	<b>7</b>
<b>Qualtrics Survey Data.....</b>	<b>8</b>



## Engagement Overview

From late December 2019 to late January 2020, Salt Lake City's Parks Division carried out a community outreach campaign to gather public feedback on two proposed projects at Jordan Park (900 West & 1000 South):

1. Removing the unused pool house to reduce costs associated with vandalism and break-ins, and to create space for an eventual looped walking path around the park.
2. Removing the softball field assets (diamond, backstops, and benches) to create space for a multi-use, grass field.

This outreach campaign revealed that residents who live near Jordan Park are generally in favor of both projects.

When asked, "Would you favor or oppose the removal of the pool house?", 55 out of 73 survey participants (75%) responded that they would be in favor of doing so.

Additionally, 64% of participants indicated that they would be "very likely" to use a looped walking path around Jordan Park, which would become a possibility with the removal of the pool house.

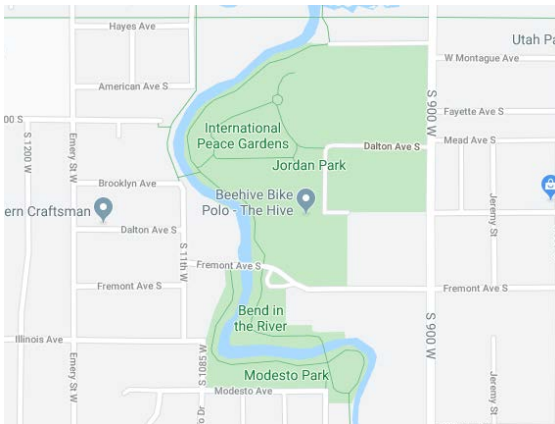
Regarding park safety, 68% of survey participants indicated that they feel removing the pool house would improve safety at Jordan Park.

Those who opposed removal of the pool house (11%) said that it currently acts as a safety barrier between the skate park and the street, and they expressed concern about losing the murals on the walls.


The responses to the survey questions about the removal of the softball field indicated that 82% of survey participants never use the field. The responses also showed that 54% of participants would use a new grass, multi-use field a few times a year or more if it were to replace the softball field.

When asked directly if they would favor or oppose this change at the park, 78% of participants indicated that they were in favor and 15% indicated that they felt neutral towards the project. Those who opposed removing the softball field assets expressed concern about dog use and unclarity about what exactly a multi-use field would entail.

## Project Map and Photos



*Map of Jordan Park, located at (900 W. 1000 S.) Credit: Google Earth*



*Satellite Photo of Jordan Park showing the softball field (bottom left), and pool house (bottom right). Credit: Google Earth*



*Photos of unused Jordan Park pool house*



*Photo of softball field backstop*

## Engagement Approach

### ▷ Engagement Goals:

- Gather feedback from the community about the two proposed projects at Jordan Park, with a focus on the neighborhoods surrounding the park.
- For those who oppose these projects, determine what alternatives they would propose.

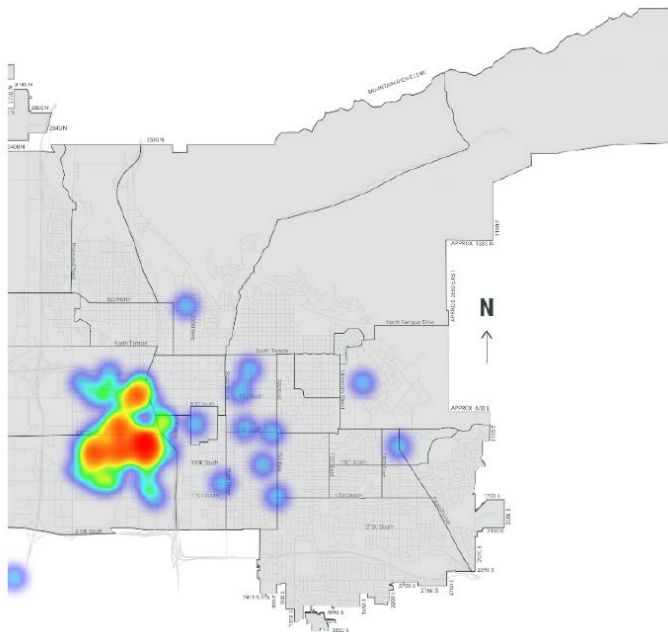
### ▷ Engagement Methods:

- Online survey
- Canvassing
- Webpage
- Social media
- Email newsletter
- Communication with community councils

## Overview of Outreach

### ▷ Online Survey

- Survey Completions: 73
- Survey was open from 12/31/2019 – 1/29/2020
- The map below shows that the majority of survey participants live near the park. (The more colorful areas indicate a greater number of survey participants)



### ▷ Canvassing

- Posters were hung on the softball field fencing and on the walls of the pool house.
- Doorknob flyers were hung on 160 homes in neighborhoods adjacent to the park.



▷ Printed Materials:



*Photos showing posters on Jordan Park softball fence and pool house*




*Doorknob flyer that was distributed to neighborhoods surrounding the park. The reverse side included a Spanish translation.*

## ▷ Webpage:

SLC.gov Public Lands Jordan Park Survey More Info

### Jordan Park Survey




Salt Lake City Parks is considering two improvements for Jordan Park. These are 1) removing the softball field west of the skate park and replacing it with a grass multi-use field, and 2) removing the pool house to create space for a looped walking path around the park.

Over the last few years, the City has seen an increase in demand for multi-use fields and a decrease in demand for softball/baseball fields. Removing Jordan Park's softball field would only impact the field West of the skate park. The field South of the bike polo court would remain unchanged. Additionally, the pool house is not being used and has become a target of vandalism and break-ins. By removing the pool house, Parks hopes to increase the safety of Jordan Park while eliminating costs associated with cleaning and re-securing the building after vandalism or break-ins.

This survey's purpose is to gain public input on removing the pool building and West baseball field, as well as updating Jordan Park with new looped pathways and a multi-use field. All feedback is welcome and anonymous.

The survey is now closed. Check back soon for a summary report.



The photo to the left is a satellite image showing what Jordan Park currently looks like with the softball field and pool house. The photo to the right shows what Jordan Park could look like after removing the softball field and pool house.

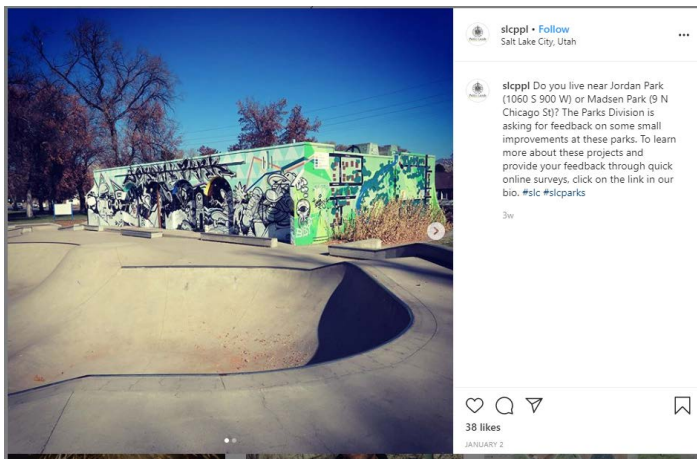
Located at 900 West & 1000 South, Jordan Park is one of the largest parks in Salt Lake City. At 33.5 acres it currently contains the following amenities:

- 3 playgrounds
- 2 restrooms
- 4 bike polo court
- 2 softball fields
- 2 drinking fountains
- 2 volleyball courts
- 2 pavilions
- Off-leashed fence area
- 4 horseshoe courts
- Skate Park
- The International Peace Gardens

If you have questions or comments about the survey please email Luke Allen at [luke.allen@slc.gov](mailto:luke.allen@slc.gov)

Screenshot of project webpage  
(<https://www.slc.gov/parks/jordan-park-survey/>)

▷ **Social Media:**



*Screenshots of social media posts to share project information on Facebook, Twitter, and Instagram.*

## Community Council Communication

On January 8, 2020, an email was sent to several representatives from the Glendale and Poplar Grove Community Councils informing them of this proposed project and the online feedback survey.



## Survey Response Summary

The survey participants generally had a very close relationship with Jordan Park. 85% of participants said that they live, work, commute, or shop near the park.

When asked, “Would you favor or oppose the removal of the pool house?”, 55 out of 73 survey participants (75%) responded that they would be in favor of doing so.

Additionally, 64% of participants indicated that they would be “very likely” to use a looped walking path around Jordan Park, which would become a possibility with the removal of the pool house.

Regarding park safety, 68% of survey participants indicated that they feel removing the pool house would improve safety at Jordan Park.

Those who opposed removal of the pool house (11%) said that it currently acts as a safety barrier between the skate park and the street, and they expressed concern about losing the murals on the walls.

The responses to the survey questions about the removal of the softball field indicated that 82% of survey participants never use the field. The responses also showed that 54% of participants would use a new grass, multi-use field a few times a year or more if it were to replace the softball field.

When asked directly if they would favor or oppose this change at the park, 78% of participants indicated that they were in favor and 15% indicated that they felt neutral towards the project. Those who opposed removing the softball field assets expressed concern about dog use and unclarity about what exactly a multi-use field would entail.

## Conclusion and Next Steps

Based on this community outreach campaign, the Parks Division feels that the community is overall supportive of the two proposed changes at Jordan Park.

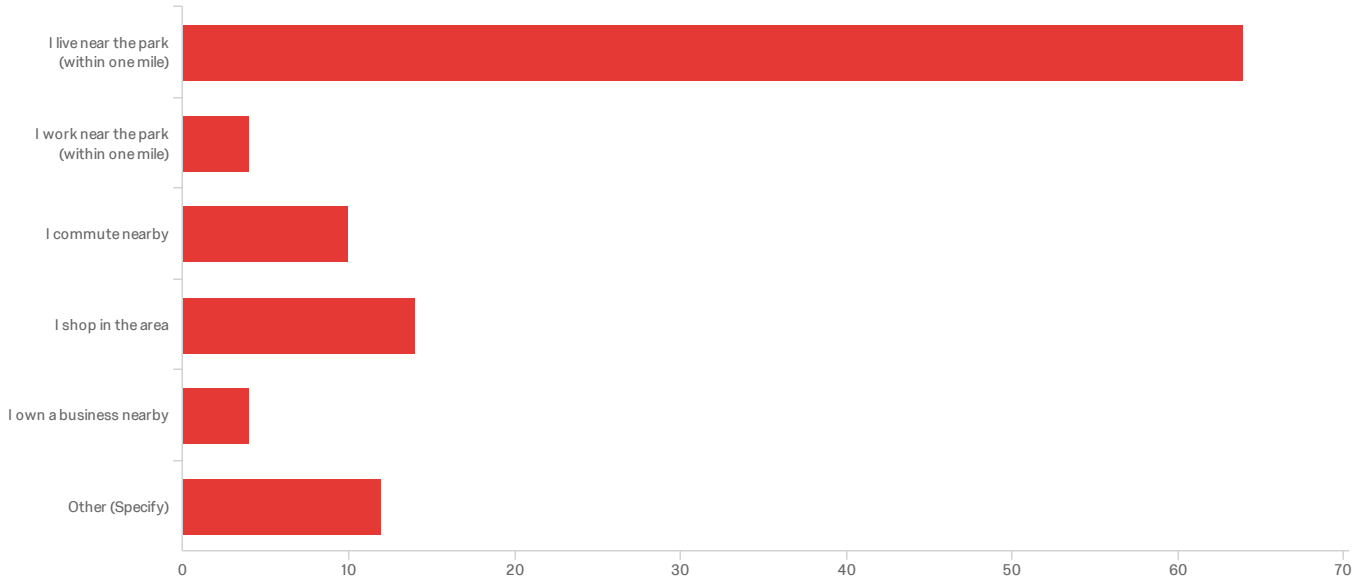
The division plans to start the permitting process for the removal of the pool house by mid-February 2020. Demolition of the pool house will take place when permits have been acquired.

Conversion of the softball field to a multi-use, grass field will take place in late winter or early spring 2020, depending on the weather.

# Qualtrics Survey Data

Parks - Jordan Park Survey  
 January 29, 2020 10:35 AM MST

## Q1 - What is your relationship with Jordan Park? (Check all that apply)



#	Field	Choice Count
1	I live near the park (within one mile)	59.26% 64
2	I work near the park (within one mile)	3.70% 4
3	I commute nearby	9.26% 10
4	I shop in the area	12.96% 14
5	I own a business nearby	3.70% 4
6	Other (Specify)	11.11% 12

108

Showing rows 1 - 7 of 7

### Q1\_6\_TEXT - Other (Specify)

Other (Specify)

We visit often with our kids.

visit the park often for peace gardens

bike the jordan trail

Other (Specify)

Running the JRT

I live a little over 1 mile away

I use the dog park once in awhile.

I live within 2 miles and walk my dog there every day.

I skate the park all the time

I rent the park

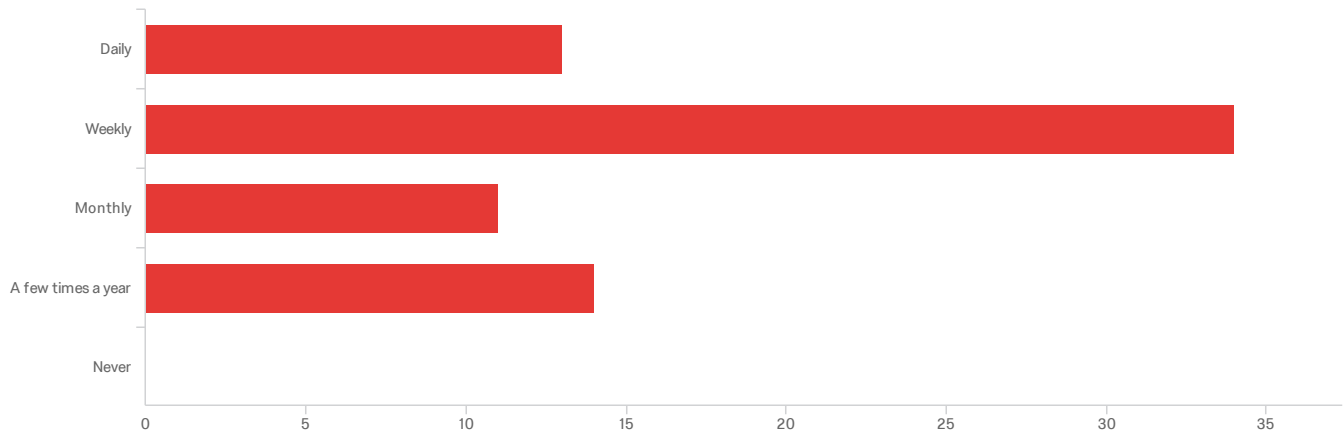
Play sports at the Park

I reserve at the park

Commissioner with Youth Athletics



## Q2 - How often do you visit Jordan Park?

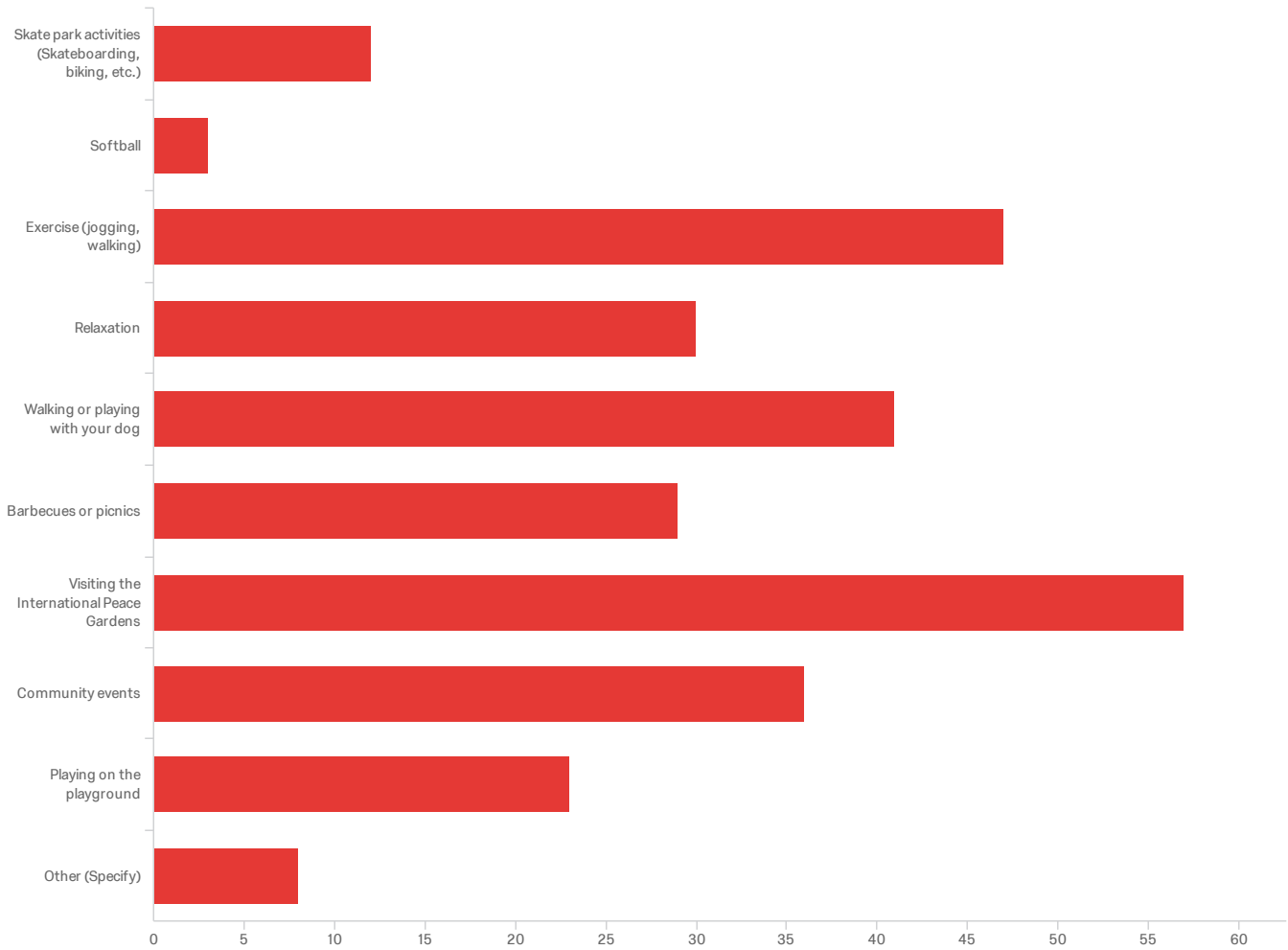


#	Field	Minimum	Maximum	Mean	Std Deviation	Variance	Count
1	How often do you visit Jordan Park?	1.00	4.00	2.36	0.99	0.98	72

#	Field	Choice Count
1	Daily	18.06% 13
2	Weekly	47.22% 34
3	Monthly	15.28% 11
4	A few times a year	19.44% 14
5	Never	0.00% 0
		72

Showing rows 1 - 6 of 6

Q3 - What activities do you and your family participate in at Jordan Park? (Check all that apply)



#	Field	Choice Count
1	Skate park activities (Skateboarding, biking, etc.)	4.20% 12
2	Softball	1.05% 3
3	Exercise (jogging, walking)	16.43% 47
4	Relaxation	10.49% 30
5	Walking or playing with your dog	14.34% 41
6	Barbecues or picnics	10.14% 29
7	Visiting the International Peace Gardens	19.93% 57
8	Community events	12.59% 36

#	Field	Choice Count
9	Playing on the playground	8.04% 23
10	Other (Specify)	2.80% 8

286

Showing rows 1 - 11 of 11

Q3\_10\_TEXT - Other (Specify)

Other (Specify)

Concert venue

Sunday market

Farmers market

Biking

Biking

Soccer

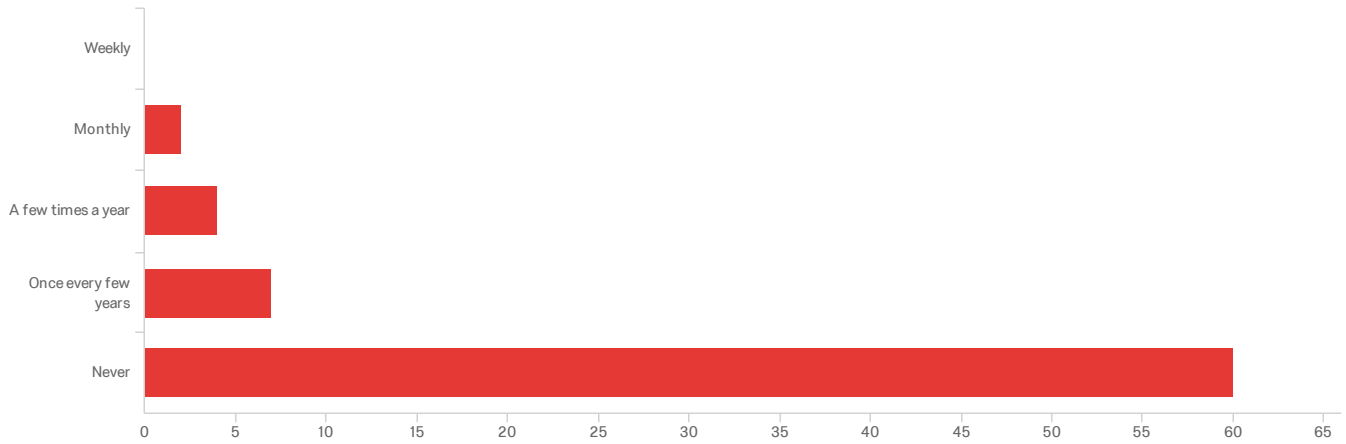
Bike polo

Soccer



## Q4 - How often do you and/or your family use the west softball field at Jordan Park?

(This is the field to the west of the skate park)

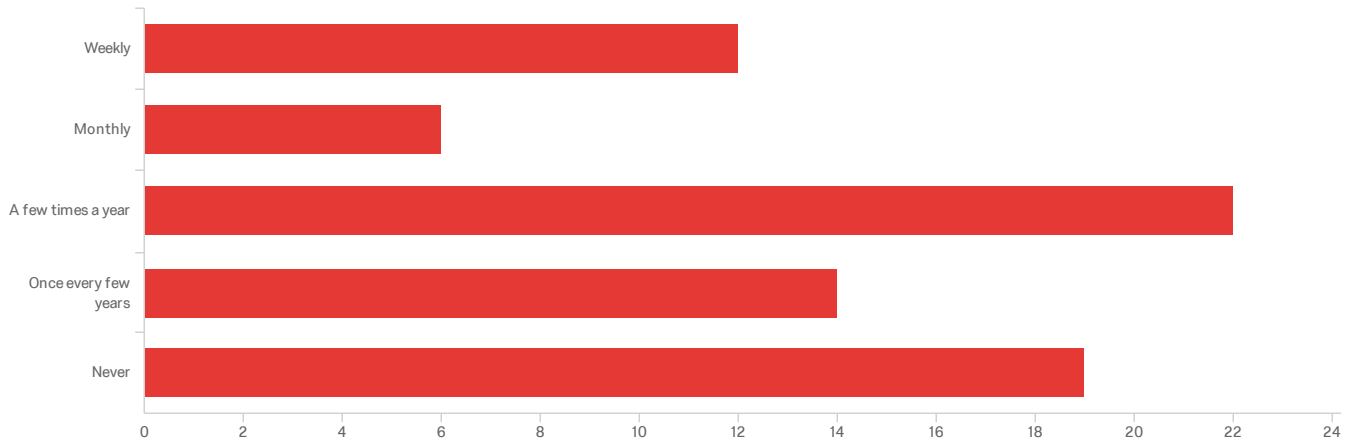


#	Field	Minimum	Maximum	Mean	Std Deviation	Variance	Count
1	How often do you and/or your family use the west softball field at Jordan Park? (This is the field to the west of the skate park)	2.00	5.00	4.71	0.69	0.48	73

#	Field	Choice Count
1	Weekly	0.00% 0
2	Monthly	2.74% 2
3	A few times a year	5.48% 4
4	Once every few years	9.59% 7
5	Never	82.19% 60
		73

Showing rows 1 - 6 of 6

Q5 - How often would you and/or your family use a grass multi-use field if it were to replace the softball field?

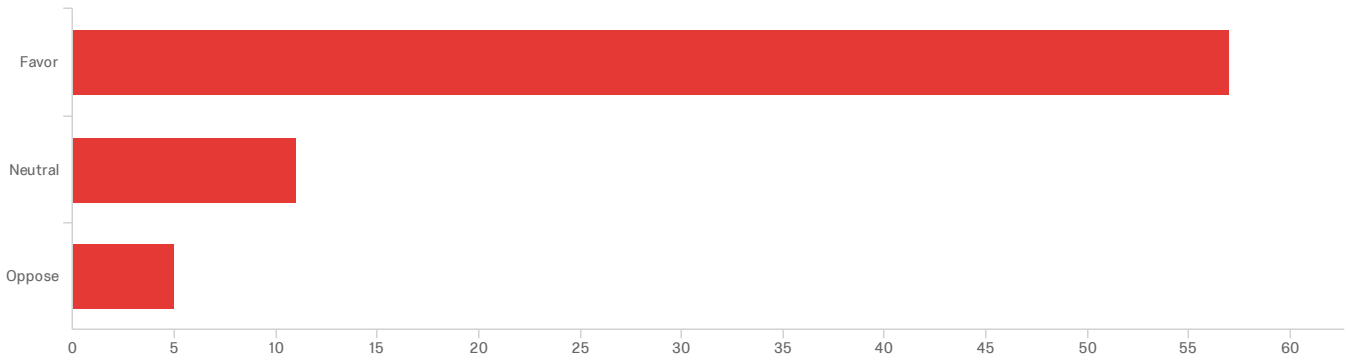


#	Field	Minimum	Maximum	Mean	Std Deviation	Variance	Count
1	How often would you and/or your family use a grass multi-use field if it were to replace the softball field?	1.00	5.00	3.30	1.37	1.88	73

#	Field	Choice Count
1	Weekly	16.44% 12
2	Monthly	8.22% 6
3	A few times a year	30.14% 22
4	Once every few years	19.18% 14
5	Never	26.03% 19
		73

Showing rows 1 - 6 of 6

Q6 - Would you favor or oppose replacing Jordan Park's west softball field with a grass multi-use field? Only the field to the west of the skate park would be removed. The field to the south of the bike polo court would remain.



#	Field	Minimum	Maximum	Mean	Std Deviation	Variance	Count
1	Would you favor or oppose replacing Jordan Park's west softball field with a grass multi-use field? Only the field to the west of the skate park would be removed. The field to the south of the bike polo court would remain.	1.00	3.00	1.29	0.58	0.34	73

#	Field	Choice Count
1	Favor	78.08% 57
2	Neutral	15.07% 11
3	Oppose	6.85% 5
		73

Showing rows 1 - 4 of 4



## Q6 A - What are your concerns with replacing the west softball field with a grass multi-use field?

What are your concerns with replacing the west softball field with a grass...

---

Baseball diamonds are becoming fewer and fewer. We still like to play baseball/softball. In contrast there are many multi-use fields around

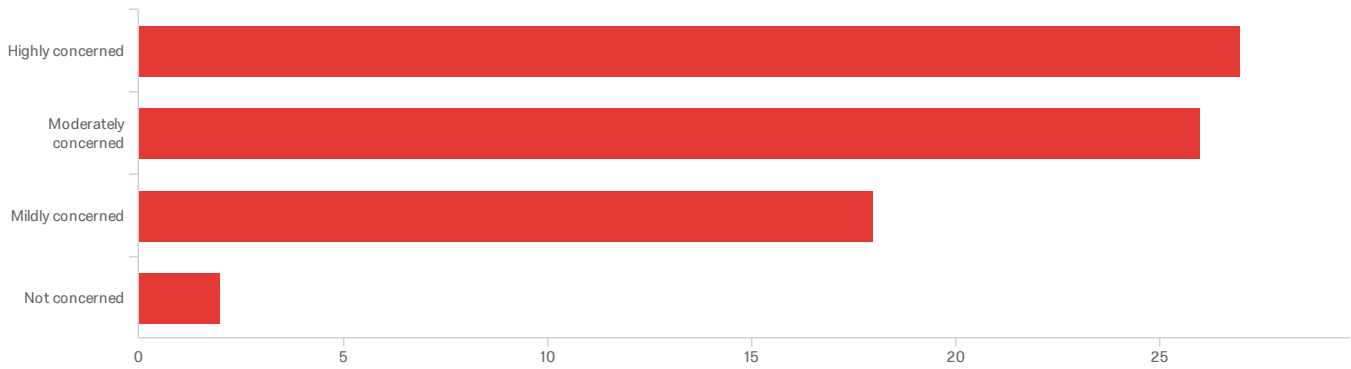
Concert Venue !!!

Cost

It's going to be covered in dog poop and kids have their practices and games there

what is a grass multi-use field and what can it be used for? or is it just more grass. I do see people playing baseball there in the spring evenings/

## Q7 - How concerned are you about safety at Jordan Park?



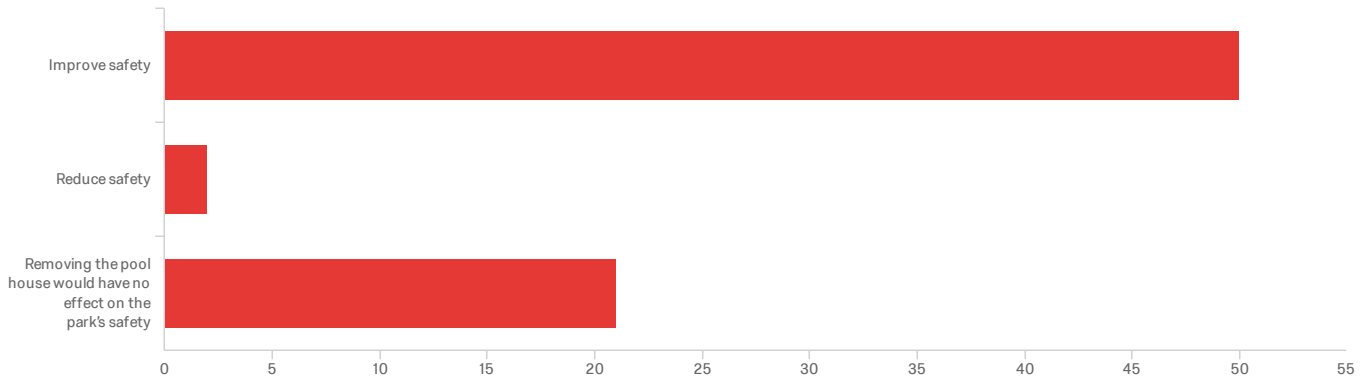
#	Field	Minimum	Maximum	Mean	Std Deviation	Variance	Count
1	How concerned are you about safety at Jordan Park?	1.00	4.00	1.93	0.85	0.72	73

#	Field	Choice Count
1	Highly concerned	36.99% 27
2	Moderately concerned	35.62% 26
3	Mildly concerned	24.66% 18
4	Not concerned	2.74% 2

73

Showing rows 1 - 5 of 5

Q8 - What effect on Jordan Park's safety do you feel removing the pool house would have?

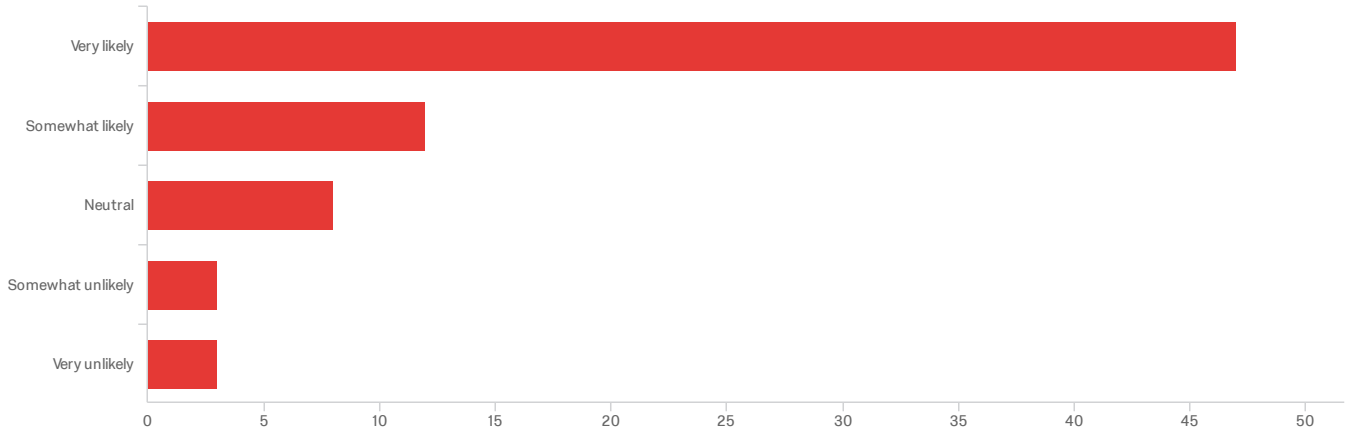


#	Field	Minimum	Maximum	Mean	Std Deviation	Variance	Count
1	What effect on Jordan Park's safety do you feel removing the pool house would have?	1.00	3.00	1.60	0.90	0.81	73

#	Field	Choice Count
1	Improve safety	68.49% 50
2	Reduce safety	2.74% 2
3	Removing the pool house would have no effect on the park's safety	28.77% 21
		73

Showing rows 1 - 4 of 4

Q9 - How likely would you be to use a looped walking path around Jordan Park for walking, jogging, etc.?

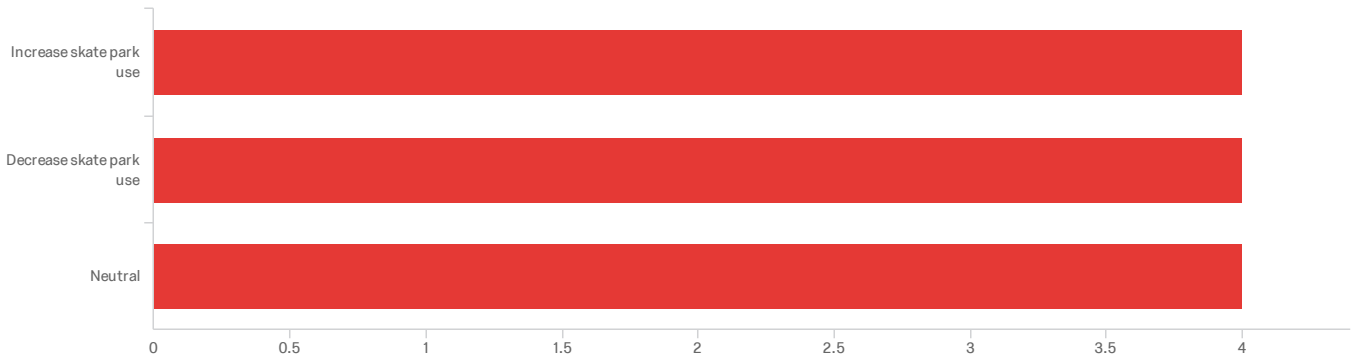


#	Field	Minimum	Maximum	Mean	Std Deviation	Variance	Count
1	How likely would you be to use a looped walking path around Jordan Park for walking, jogging, etc.?	1.00	5.00	1.67	1.09	1.18	73

#	Field	Choice Count
1	Very likely	64.38% 47
2	Somewhat likely	16.44% 12
3	Neutral	10.96% 8
4	Somewhat unlikely	4.11% 3
5	Very unlikely	4.11% 3
		73

Showing rows 1 - 6 of 6

Q10 - What effect would removing the pool house have on your use and/or your family's use of the skate park?

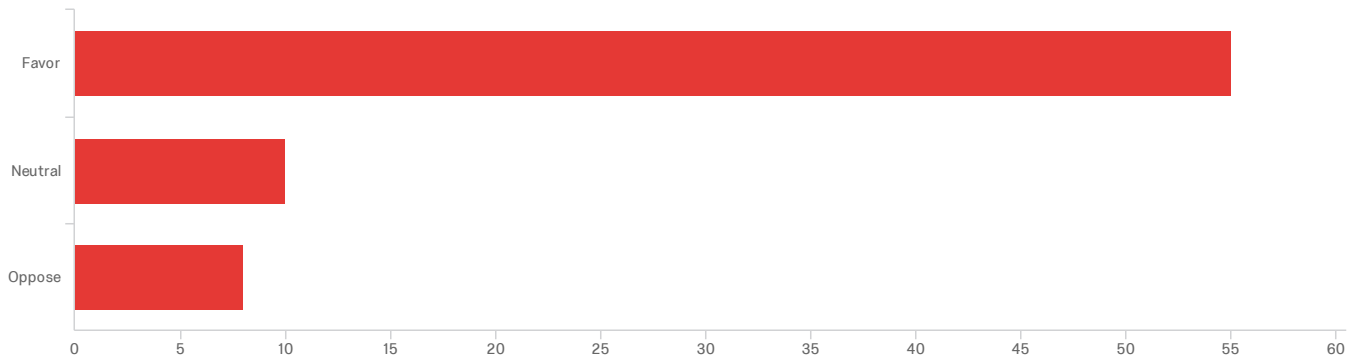


#	Field	Minimum	Maximum	Mean	Std Deviation	Variance	Count
1	What effect would removing the pool house have on your use and/or your family's use of the skate park?	1.00	3.00	2.00	0.82	0.67	12

#	Field	Choice Count
1	Increase skate park use	33.33% 4
2	Decrease skate park use	33.33% 4
3	Neutral	33.33% 4
		12

Showing rows 1 - 4 of 4

## Q11 - Would you favor or oppose the removal of the pool house?



#	Field	Minimum	Maximum	Mean	Std Deviation	Variance	Count
1	Would you favor or oppose the removal of the pool house?	1.00	3.00	1.36	0.67	0.45	73

#	Field	Choice Count
1	Favor	75.34% 55
2	Neutral	13.70% 10
3	Oppose	10.96% 8
		73

Showing rows 1 - 4 of 4



## Q11B - What are your concerns with removing the pool house?

What are your concerns with removing the pool house?

---

I feel that it wouldn't be as safe for the kids with the pool house removed. Because it kinda acts as a wall to the street and I feel that the pool house blocks the street and it's safer for the kids that way. Lets face it Glendale isn't that safe of a neighborhood we don't need the skate park to be right out by the street without the pool house

space could be used for other means.

Losing the history of the progression of the pool.

The pool house is a staple to this skatepark. By letting people do murals and art on the pool house it makes people feel more invited to the park and area

It is a really neat historic feature that makes Jordan Park unique. I love seeing the art on the poolhouse and think that it is a great way for the neighborhood and city to showcase urban artists. It is a landmark for the Glendale neighborhood and provides a sense of place. I also think there is great potential for it to be used and/or restored in the future.

The pool house is a barricade from traffic/drive bys

Increase of wind/ debris. Loss of slight privacy, it's fun to skate around, it's a nice spot to sit when seats are taken or it's windy. I like the murals aswell. It seems like a waste of recourses when there's already plenty of place to walk around

## Q11C - How would you like to see the pool house utilized in the future?

How would you like to see the pool house utilized in the future?

---

Why not open it up and sell some drinks and maybe food but have the front of the store towards the road and leave the back closed off

workout area(like Murray park), Wi-Fi hangout, hammock hanger

A nice coffe house or historical display or both would be fantastic.

Coffee shop, bar, restaurant, cafe, city storage, concessions...

Concessions and bathrooms

I'm not sure. If this were ever to become a pool again, that would be great to see it as a pool house once more. It could be a snack shack in the summers. It could be a visitors center with historic information about the park and area.

Shop (drinks/ice cream/coffee/pizza), bathrooms, skate shop

If it was demolished and the space were used as an add on to the skatepark I would like that.

## Q12 - Please share any additional thoughts that you have about the two projects

### discussed in this survey

Please share any additional thoughts that you have about the two projects d...

The looped path should be big enough to accommodate various modes of transportation (bikes, roller blades, walking, jogging, skateboarding, etc.) Also, the surface used should be as smooth as possible in order to make it more user friendly for rollerblades and skateboards. The looped path around liberty park is a great example and doing something similar should be considered. A running trail that has a softer surface like the one at liberty would be great. Perhaps some muscle beach type of workout places at different points along the path would be good too.

Could the walking trail include a connection to the Jordan river trail?

We would like to see a splash pad or interactive feature in the park for hot summer days, kids love them and we would love to see that in our neighborhood

be nice to have outside workout area like what's in Murray park

An upgrade to the bathrooms would be nice.

I don't think removing the pool house would do anything to the park really. The "vandalism" is something that most people probably view as an art form more so than vandalism. I personally enjoy looking at peoples different artistic views. If they aren't doing it there, they will only be doing it some where else. Maybe consider a way to utilize the building instead of tearing it down.

please put in concert venue because people can perform and have small shows there

Removal of the decrepit pool house could be very beneficial for the well being of the park. However, it would be an improvement of the park if we could include a frisbee golf course, or or something like concert accommodations.

I like the idea of removing the tacky run down shed and covering the skate park with sunshades and opening the park visibility

replace the pool house with a community garden or something. do not just tear it down.

I think the pool house graffiti is actually pretty cool and would love to see some other type of public art replace it. In the site plan drawing I saw some things that looked like shade structures above the skate park which could actually not be a good idea as it would throw uneven shade on the park and potentially disorient riders. Thanks for all you do!

Thanks for prioritizing this project!

Please put lights at the fenced dog park. Very few people go at night due to lack of lights. Safety concern. Please also put patches on the fences to the dog park. Please also clean Jordan park more often.

Please do not remove the poolhouse. It is a part of the parks personality.

Miss the swimming pool but the skate park is fine. Please fill the water features in the Peace Gardens.

Multi-purpose field needs rugby posts

It sounds like a good idea.

Please share any additional thoughts that you have about the two projects d...

like the baseball field hate the pool house. I never could figure out why the pool house was left. Like walking a loop. Dislike the rirraff that hangs out in the parking lots and the homeless who takes residence in the Bowersys and bushes

This survey does a poor job explaining what a "grass multi-use field" is. If you explained what types of things it could be used for, people might have different opinions about whether they want it.

I like the murals on the pool house. I had no idea that it was a pool house and caused issues. I would like a better walking path through that area of the park.

My family doesn't use the softball field but we do enjoy seeing that community groups often use the space. We have a dog and use the green open space near the dog park/skate park area. The park also provides plenty of shaded areas in the middle of the park. I feel leaving the softball field provides a safe and positively used space at the park. When walking my dog alone, I feel safer knowing the softball teams are playing and present.

They are both great ideas

Instead of a grass field, I'd love to have a native wildflower meadow. You could still play on it (though maybe not soccer--there's still plenty of field for that), it would save on water use, and it would be of use to native insects. Pretty as Jordan Park is, it's a missed opportunity to provide native habitat. Also, if the pool house is removed, I hope there's a new artsy map. I have always thought the painting of the map on the side was fun and displayed a sense of pride in the park. Anywho, I'm glad the city is interested in improving the park. It was a major factor in why I wanted my first home to be in Poplar Grove.

The softball field is an eyesore and there should be a repainting of the pool house

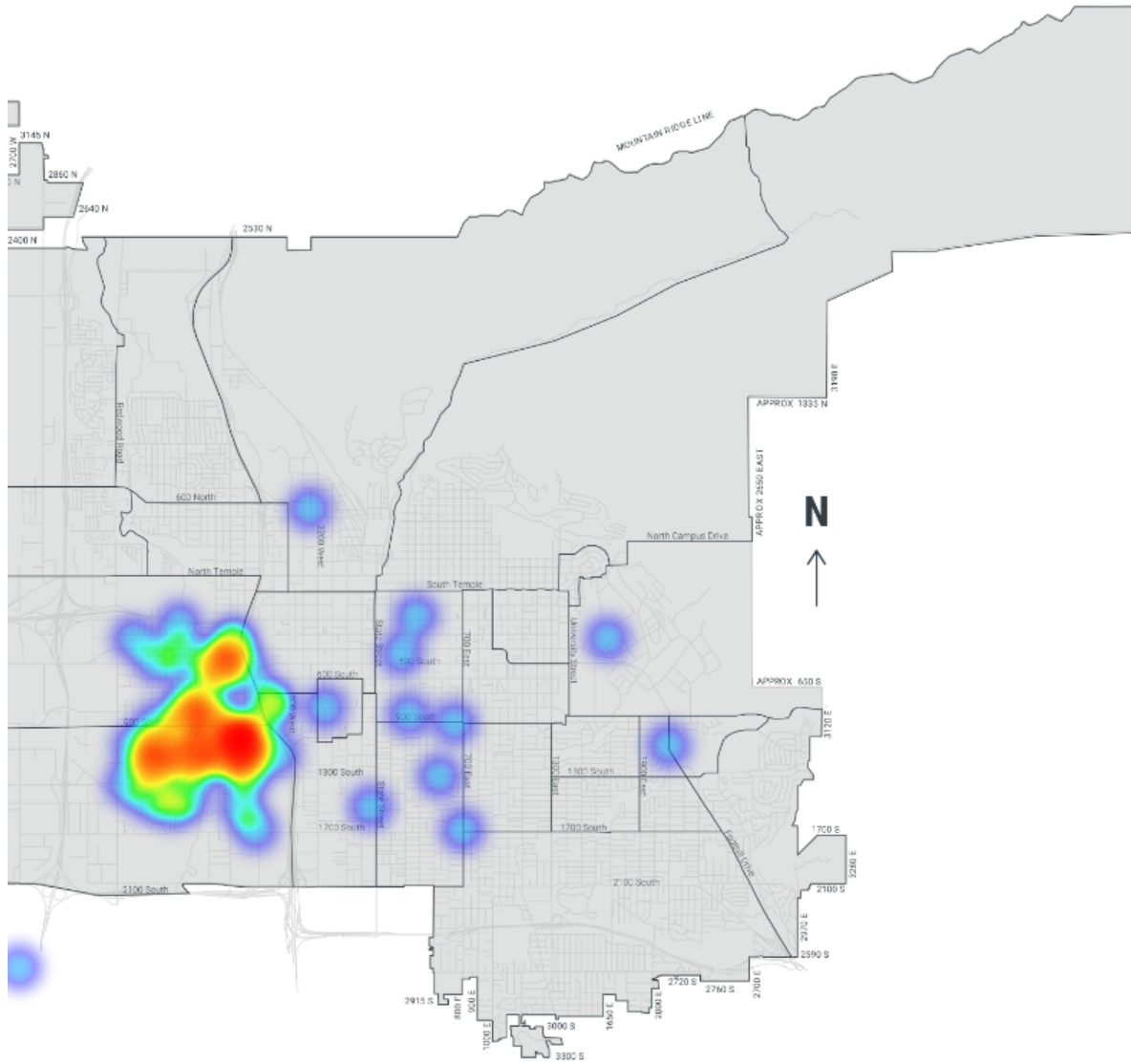
Having more open space grass areas would be awesome !

I think it's great, Jordan park is a great park for everyone. I love watching it's increased usage.

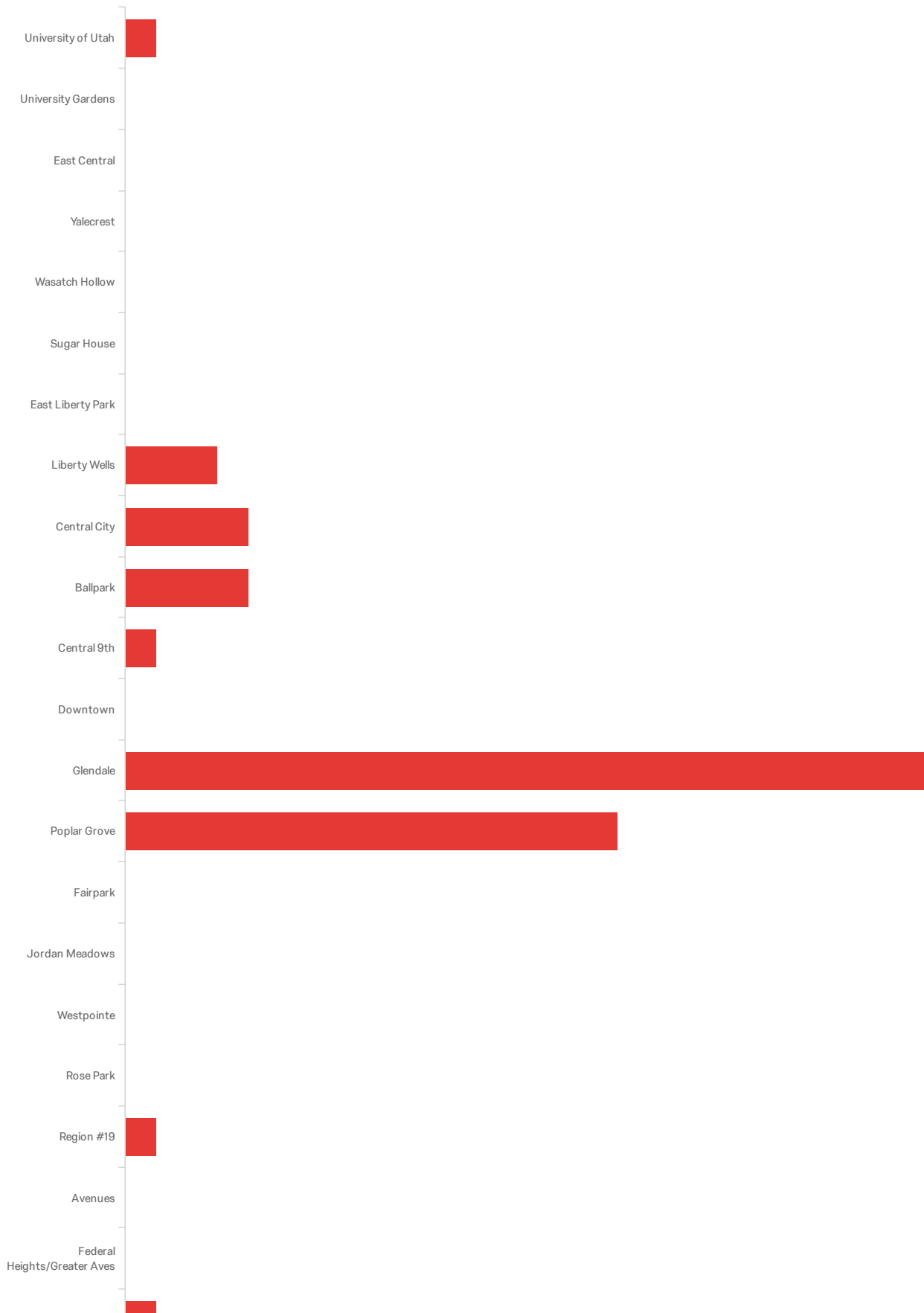
Can the city afford to add fixed, colorful art that would age well?

Open and safe area with both proposed projects. Great thought process and now let's implement!

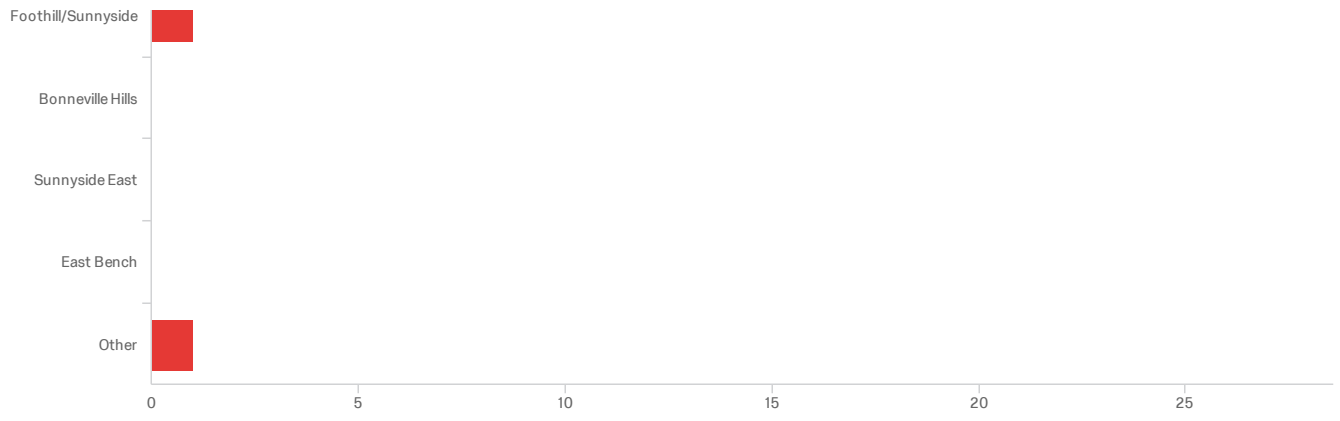
D4 - Please click on the map closest to where you live.



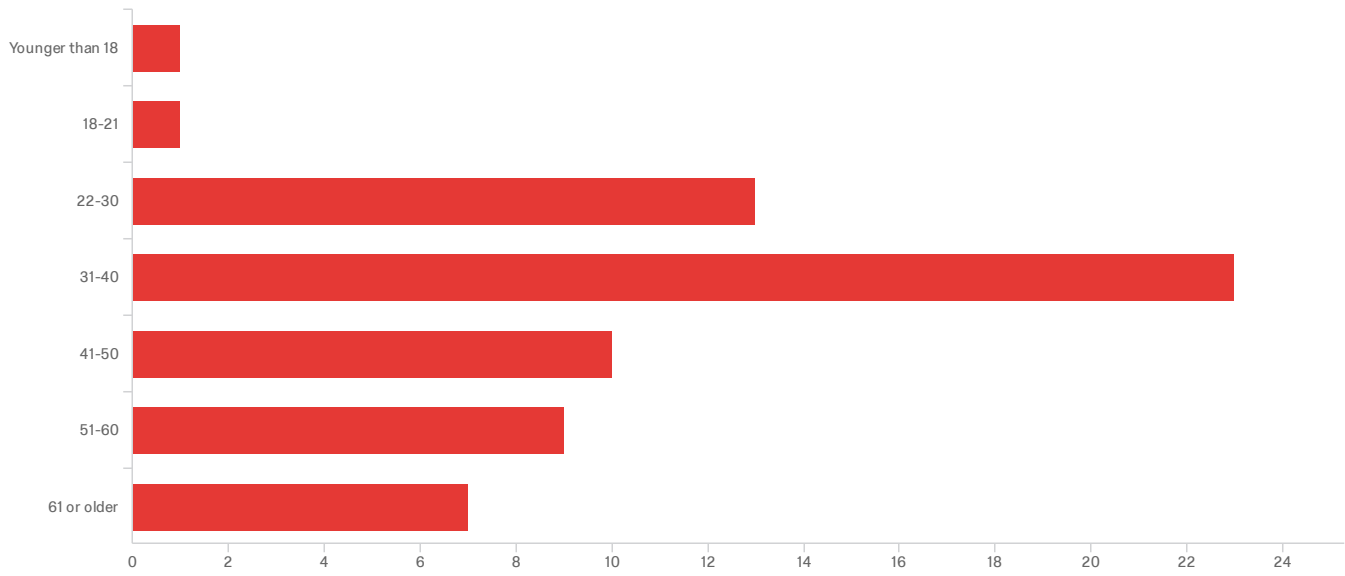
## D4 - Please click on the map closest to where you live. - Regions







## D5 - What is your age?

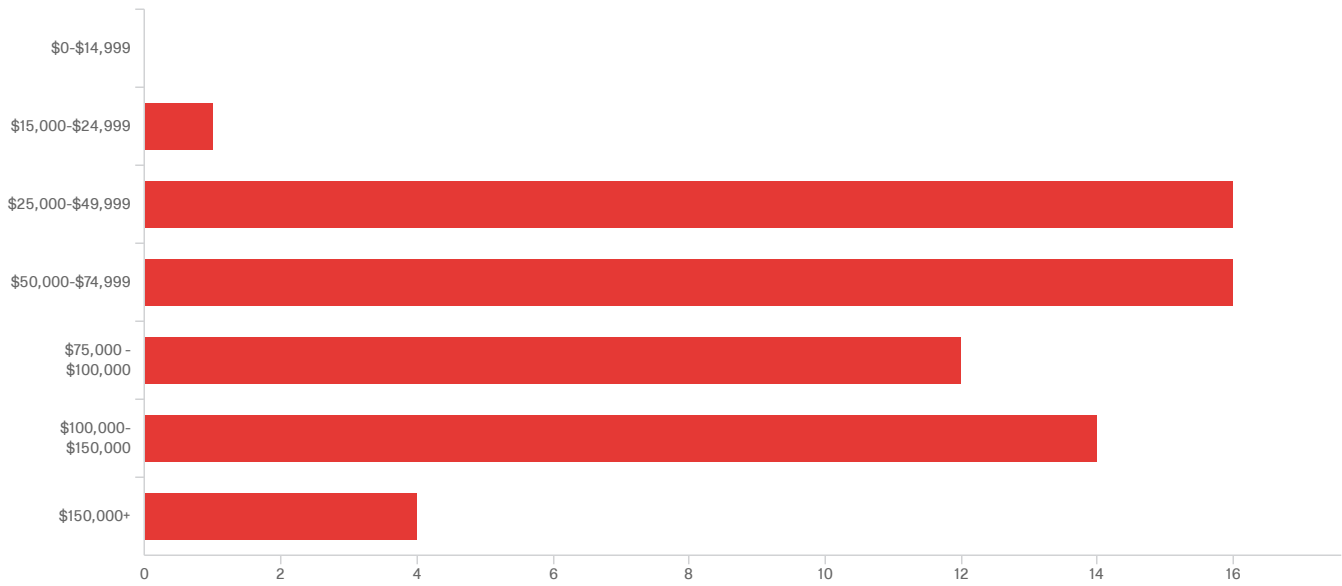


#	Field	Minimum	Maximum	Mean	Std Deviation	Variance	Count
1	What is your age?	1.00	7.00	4.48	1.37	1.87	64

#	Field	Choice Count
1	Younger than 18	1.56% 1
2	18-21	1.56% 1
3	22-30	20.31% 13
4	31-40	35.94% 23
5	41-50	15.63% 10
6	51-60	14.06% 9
7	61 or older	10.94% 7
		64

Showing rows 1 - 8 of 8

## D6 - What is your household income level?

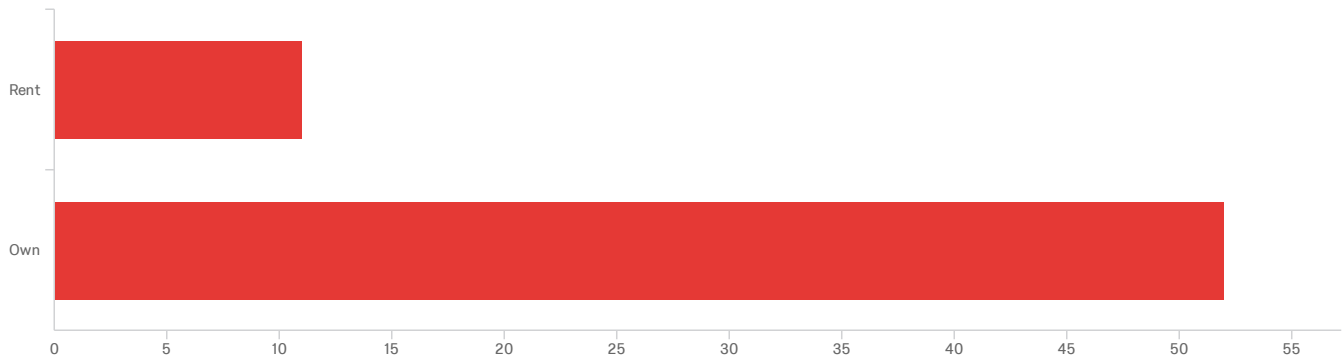


#	Field	Minimum	Maximum	Mean	Std Deviation	Variance	Count
1	What is your household income level?	2.00	7.00	4.54	1.29	1.68	63

#	Field	Choice Count
1	\$0-\$14,999	0.00% 0
2	\$15,000-\$24,999	1.59% 1
3	\$25,000-\$49,999	25.40% 16
4	\$50,000-\$74,999	25.40% 16
5	\$75,000-\$100,000	19.05% 12
6	\$100,000-\$150,000	22.22% 14
7	\$150,000+	6.35% 4
		63

Showing rows 1 - 8 of 8

## D7 - Do you rent or own?



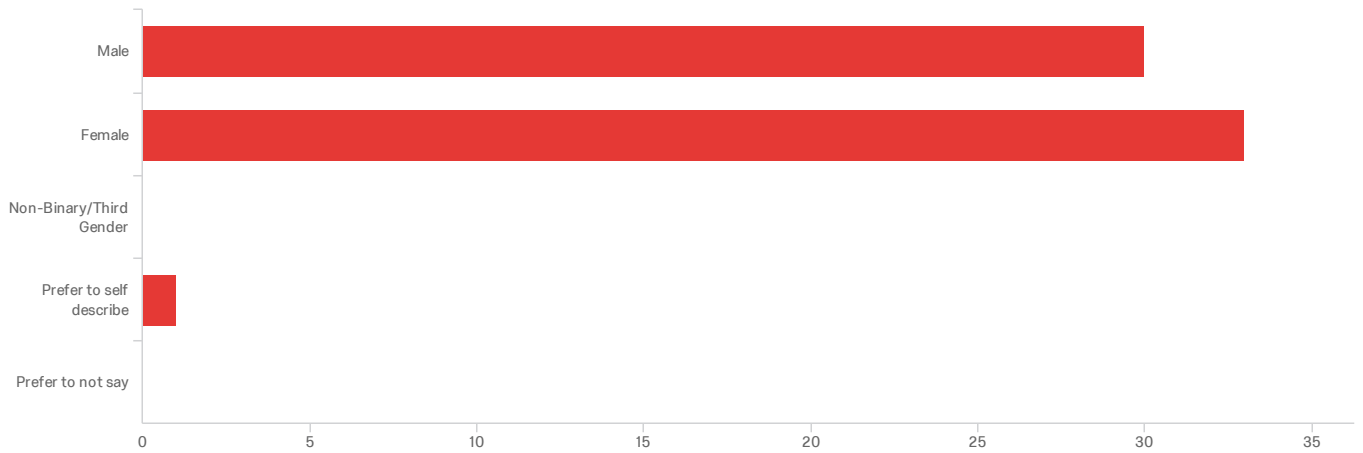
#	Field	Minimum	Maximum	Mean	Std Deviation	Variance	Count
1	Do you rent or own?	1.00	2.00	1.83	0.38	0.14	63

#	Field	Choice Count
1	Rent	17.46% 11
2	Own	82.54% 52

63

Showing rows 1 - 3 of 3

## D8 - What is your gender?



#	Field	Minimum	Maximum	Mean	Std Deviation	Variance	Count
1	What is your gender? - Selected Choice	1.00	4.00	1.56	0.58	0.34	64

#	Field	Choice Count
1	Male	46.88% 30
2	Female	51.56% 33
3	Non-Binary/Third Gender	0.00% 0
4	Prefer to self describe	1.56% 1
5	Prefer to not say	0.00% 0
		64

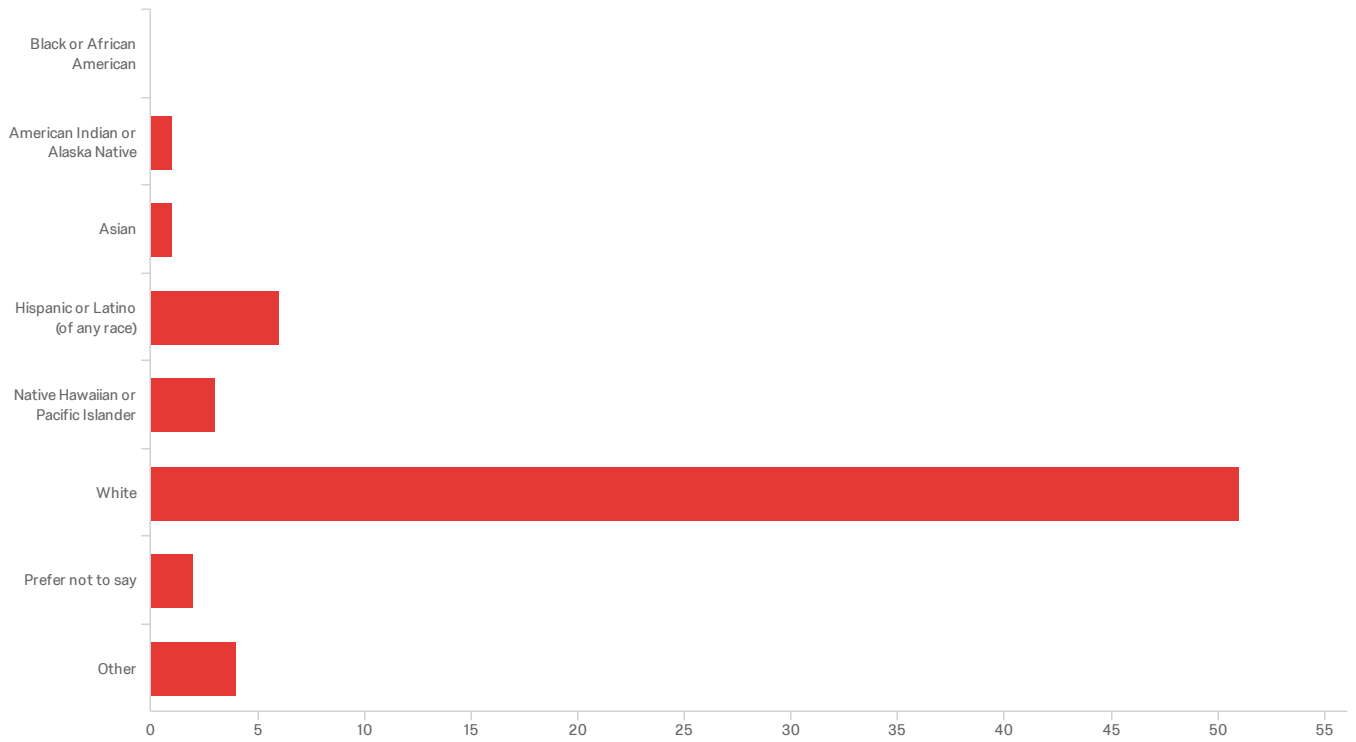
Showing rows 1 - 6 of 6

### D8\_4\_TEXT - Prefer to self describe

Prefer to self describe

Sassy sugar cane

## D9 - What is your ethnicity?



#	Field	Choice Count
1	Black or African American	0.00% 0
2	American Indian or Alaska Native	1.47% 1
3	Asian	1.47% 1
4	Hispanic or Latino (of any race)	8.82% 6
5	Native Hawaiian or Pacific Islander	4.41% 3
6	White	75.00% 51
8	Prefer not to say	2.94% 2
7	Other	5.88% 4

68

Showing rows 1 - 9 of 9

### D9\_7\_TEXT - Other

Other

Royal



Other

Jewish

Middle Eastern/Mixed Ethnicity

Ancient alien

**End of Report**